

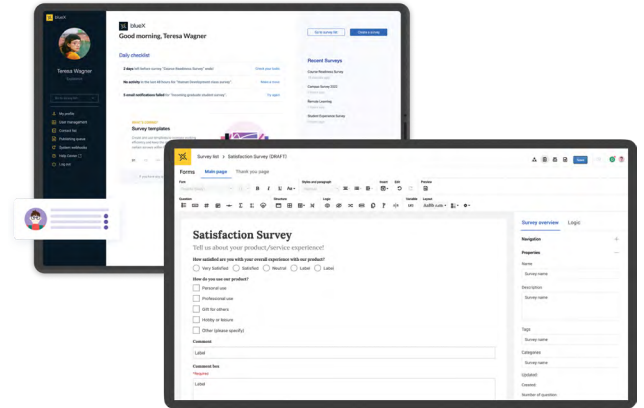
Flexible Survey & Form Software for Every Department in Higher Education

Explorance BlueX: Collect real-time insights with intuitive surveys and forms built for researchers, students, faculty, and staff



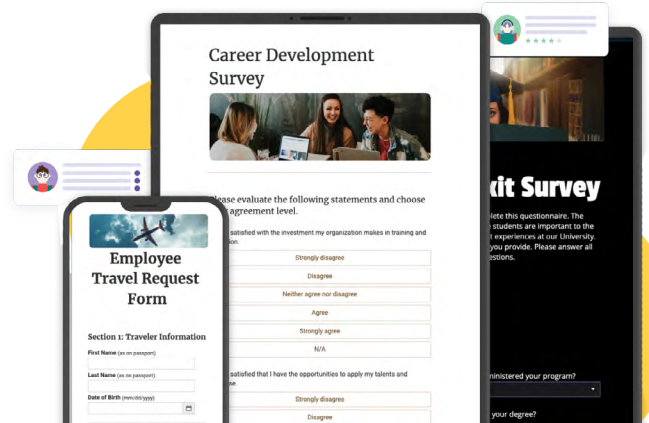
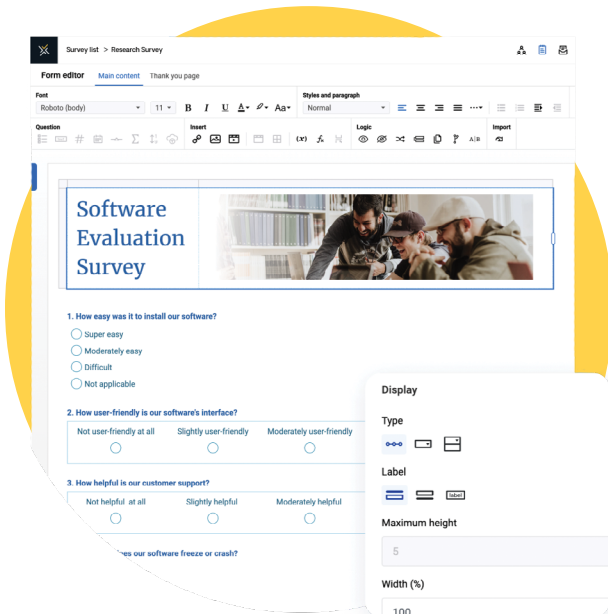
Seamless Survey Creation Across the Campus

Empower every corner of your institution, from student services to research departments, to gather insights that matter. With a flexible and intuitive survey tool, anyone on campus can create surveys and forms in minutes, ensuring every voice contributes to continuous improvement. Use BlueX for student services surveys, faculty request forms, research surveys, or administrative committees. Each survey can be easily customized to meet the unique needs of individuals, departments, or administrative units—while maintaining institutional branding, compliance, and data standards.



Built for Academic Research and Institutional Insight

Give researchers, faculty, and graduate students the tools they need to conduct complex studies with confidence. BlueX supports deep customization, advanced logic, and robust data analysis capabilities for academic projects—whether within departments or across interdisciplinary initiatives. With advanced collaboration and approval options, your research teams can focus less on managing survey logistics and more on advancing discovery.



Feature Highlights

Free Form, Intuitive Editor

Leverage a drag-and-drop interface with a document-like layout that supports tables, images, and more – making survey creation intuitive and engaging across campus.

Collaborative Sharing

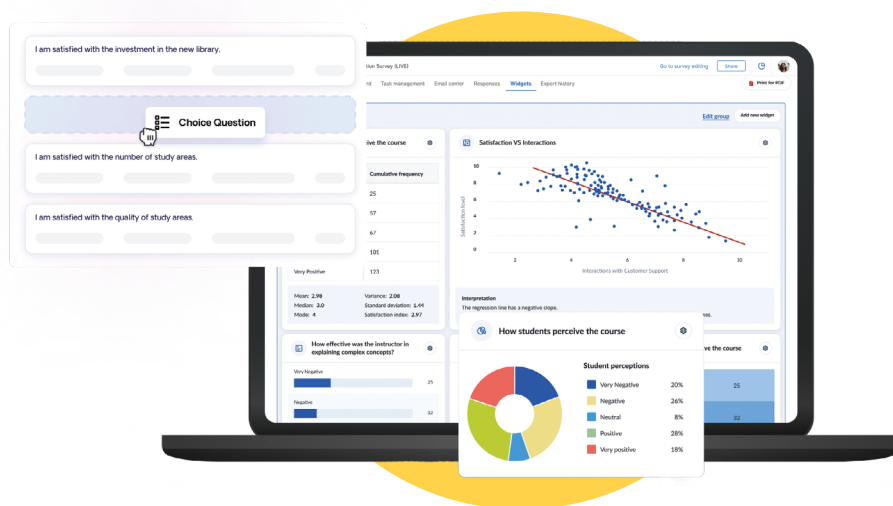
Share surveys and templates with peers to promote alignment, efficiency, and reusability, promoting campus-wide consistency in look and feel.

Go Beyond Surveys

BlueX adapts to your goals – whether you're building request forms, research projects, or interactive learning activities. Fully customizable templates and formatting options make it easy to design experiences that fit academic and administrative needs alike.

Easy Integration

Seamlessly connect BlueX with your learning management systems like Blackboard, Brightspace, Canvas, and Moodle. Import demographic or enrollment data from Excel, CSV, or APIs for richer, segmented analysis and deeper understanding.



Dynamic Logic & Personalization

Design powerful surveys with branching, piping, A/B testing, and randomization to deliver personalized, respondent-specific experiences that improve completion and data quality.

Fully Responsive Design

Reach every audience, students, faculty, or staff, on any device, with surveys that are WCAG 2.2 and Section 508 compliant and automatically adapt to mobile, tablet, or desktop.

Single Sign-On


Simplify access and unify the experience for survey authors with secure single sign-on connections to your institutional systems.

Built-in Analytics

Visualize survey responses instantly with widget-based reports. Create tailored views for different roles, from department heads to executive leadership.



www.explorance.com



@explorance